

## Review Article

# Biosynthesis of Nanoparticles - A New Horizon in Fish Biomedicine

Pani Prasad Kurcheti<sup>1\*</sup>, Dhayanath<sup>1</sup>, Abisha Juliet Mary<sup>1</sup>, Jeena and Hina Alim<sup>2</sup>

<sup>1</sup>Department of Aquatic Environment and Health Management, ICAR-Central Institute of Fisheries Education, Mumbai, India

<sup>2</sup>Department of Life Sciences, University of Mumbai, Vidyanageri Campus, Santacruz East, Mumbai, India

### Abstract

The biogenic nanoparticle has becoming a significant potential technology as the result of phytomining which revealed that metals are usually deposited in the form of nanoparticles. The various biological agents in the form of algae, plants and microbes have emerged as an efficient candidate for the synthesis of nanoparticles. These biogenic nanoparticles involve producing biomolecules from plant extracts to reduce metal ions to nanoparticles and it is cost efficient, simpler to synthesize. As this process use water soluble plant metabolites for nanoparticle production, this serves a perfect environmental friendly method which is an added advantage. This greener approach in nanoparticle production against fish pathogens can become an asset for the future aquaculture industry as it serves as a potential alternative to antibiotics which leads a sustained infection - free environment which is the impossible dream for many aquaculturists.

### Introduction

Nanoscience will leave no field untouched by its ground breaking technical innovations but so far the use of nanoscience in fisheries has been predominantly theoretical. Nanoparticles are clusters of atoms in the size of 1-100nm. Due to large surface area to volume ratio these metallic NPs are known to possess remarkable antimicrobial properties by inducing the production of reactive oxygen species such as hydrogen peroxide. Nowadays, a wide variety of nanotechnological

**\*Corresponding author:** Pani Prasad Kurcheti, Department of Aquatic Environment and Health Management, ICAR-Central Institute of Fisheries Education, Mumbai, India, Tel: +91 9867241101; E-mail: kpaniprasad@cife.edu.in

**Citation:** Kurcheti PP, Dhayanath, Mary AJ, Jeena, Alim H (2020) Biosynthesis of Nanoparticles - A New Horizon in Fish Biomedicine. J Aquac Fisheries 4: 035.

**Received:** October 26, 2020; **Accepted:** December 28, 2020; **Published:** December 31, 2020

**Copyright:** © 2020 Kurcheti PP, et al. This is an open-access article distributed under the terms of the Creative Commons Attribution License, which permits unrestricted use, distribution, and reproduction in any medium, provided the original author and source are credited.

applications were arising for the infectious disease treatment which involves micro emulsions, vaccines and metallic, inorganic, lipid and polymeric - based nanoparticles. There were two important metal nanoparticles which were gold and silver nanoparticles [1]. The conclusion of various researches has been shown that among those different NPs; silver NPs shows strong inhibitory and microbicidal activity whereas it exhibits lower toxicity to mammalian cells. It was observed that, there has been emerging advancement in researches on nanoparticles which has lot of scope such as production of burn dressings, scaffolds, water purification systems, antimicrobial applications and medical devices. As this chemical method of nanoparticles production has been becoming the raising concern among the environmentalists due to their adverse effect on ecology, the use of plant extracts for nanoparticles production is being recommended due its healthy nature towards the environment. Even in the industry it produces much less toxic waste. So this biotechnology, combines biological principles with physical and chemical approaches to produce nano-sized particles with specific functions. Various plant metabolites such as terpenoids, polyphenols, sugars, alkaloids, phenolic acids, and proteins, play an important role in the bio reduction of the metal ions. This article mainly focuses on this emerging green synthesis of nanoparticles with respect to fish medicine applications [2,3].

### Different Approaches to Nanofabrication

For nanofabrication, there followed two common procedures which were top - down and bottom - up approach. Assembling individual atoms and molecules to form nanoparticle describes bottom up approach and top-down approach involves fragmenting material to yield a nanoparticle described below in the figure 1.

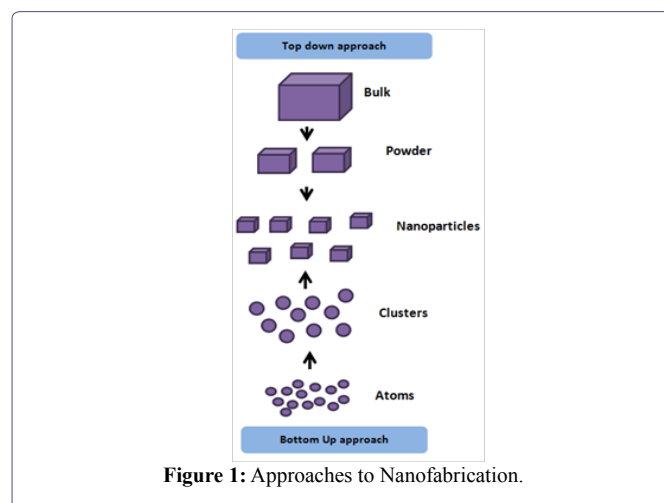


Figure 1: Approaches to Nanofabrication.

### Synthesis Methods

There were 3 common methods for synthesizing nanoparticles which were described below in the figure 2.

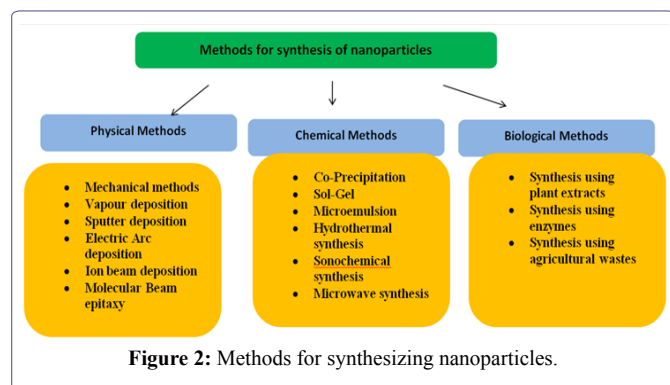


Figure 2: Methods for synthesizing nanoparticles.

Among the above described methods, the physical method of synthesizing is time and energy consuming and this involves synthesis at high temperature and pressure. The chemical method is simple and inexpensive and lowtemperature synthesis method, use of toxic reducing and stabilizing agents makes it harmful. The most important green synthesis of nanoparticles were easy, efficient and eco-friendly and this method eliminates the use of toxic chemicals, consume lessenergy and produce safer products and by products. The NPs synthesized in plant extracts already have a functionalized surface that can contain the organic ligands, proteins, polysaccharides and polyatomic alcohols that are absent in NPs synthesized using physical and chemical methods and this proves as a new platform in developing efficient nanoparticles which is recommended more.

### Green Synthesis

The formation of nanoparticles usingplant extracts has become a major head start method in terms of its interaction and effect on theenvironment; it is completely environmentally friendly and does not pose any threats even from itswaste. During the process production of metal nanoparticles, the plant extract is simply mixed with a solution of metal salt at room temperature (Figure 3). It is a quick reaction and usually takes only minutes to complete. The developed nanoparticle properties and production time depend on various characteristics of plant extract, namely:

- Its concentration,
- The concentration of the metal salt,
- The pH,
- Temperature; and
- Contact time

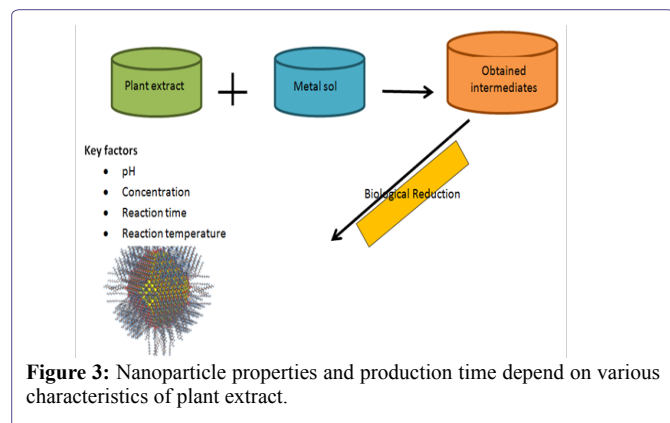


Figure 3: Nanoparticle properties and production time depend on various characteristics of plant extract.

Various plant extracts were used for this green nanoparticle synthesize which are, aloe vera, neem, tea leaves, lemongrass, coriander, cinnamon, gooseberry, ginger, eucalyptus, hydrilla, sea weeds, mangrove plant extracts, hibiscus, latex, mint, tulsi, banana, lotus etc...

### Antibacterial Activity against Fish Pathogens

The mechanism of nanoparticles on bacteria are not fully elucidated, the three most common mechanism of toxicity proposed up to now be as follows.

- Uptake of free silver ions followed by disruption
- Formation of reactive oxygen species
- Direct damage to cell membranes

The applications of nanoparticles in aquaculture has promisingly seen in water quality improvement, aquatic animal nutrition, drug delivery, disease diagnosis and management but very few works has been done in the greener approach as it is forming a new horizon in the aquaculture era. Moreover, several reports are available which have shown that AgNPs are effective against pathogenic organism namely *B.subtilis*, *Vibrio cholerae*, *E.coli* and reported that Ag NPs with larger surface area provide a better contact with microorganisms. Biogenic Ag-NP using tea leaf extract (*Camellia sinensis*) showed bactericidal activity against *Vibrio harveyi* in juvenile *Feneropenaeus indicus*, but only at high doses of the nanoparticles. The nanoparticles with leaves of *Mangifera indica* (mango), *Eucalyptus tereticornis*, *Carica Papaya* and *Musa paradisiaca* (banana) plants has developed and tested against *Aeromonas hydrophila*. Among them, synthesized nanoparticles with *Carica papaya* (papaya) show antimicrobial activity with 153.6 µg mL<sup>-1</sup> concentration. In 2015, research on biogenic CuO NPs shows enhanced antibacterial activity against all the fish pathogens even at lower concentrations, i.e. above 20 µg/mL, which was tested against *Aeromonas hydrophila*, *Pseudomonas fluorescens* and *Flavobacterium branchiophilum*. Further research in 2016 [4], the AgNPs application, using as reductor agent *Azadirachta indica* were used to evaluate the immune modular effect in infected mirgal with *Aeromonas hydrophila*. Further works on antimicrobial activity of *Leucas aspera*-engineered silver nanoparticles against *A. hydrophila* infections were done in catla. In-vivo analysis of biochemical parameters and histological architecture provided evidence for the antibacterial effect of silver nanoparticles in catla. Moreover, broth of Aloe leaf extract was used for green synthesis of Zinc Oxide Nanoparticles (ZnO-NPs), which showed higher bactericidal activity against *A. hydrophila*. Leaf bud extract from mangrove *Rhizophora mucronata* for biological synthesis of Ag-NPs, then demonstrated antimicrobial effects against *Pseudomonas fluorescens*, *Proteus* species and *Flavobacterium* species. The brief discussion on the recent researches on the green nanoparticle applications in fish antibacterial activity described above is given in the table below [5]. This green approach in the fish medication of nanoparticles is shown to be a perfect therapy in future if researches have taken seriously in aquaculture industry (Table 1).

AgNPs characteristics	Microorganisms	Authors
Synthesized nanoparticles with leaves of <i>Mangifera indica</i> , <i>Eucalytus terticonis</i> , <i>Carica Papaya</i> and <i>Musa paradisiaca</i> plants	<i>Aeromona hydrophila</i>	Mahanty, et al. [6]
Green synthesized CuO	<i>Aeromonas hydrophila</i> , <i>Pseudomonas fluorescens</i> and <i>Flavobacterium branchiophilum</i>	Swain, et al. [7]
AgNPs using <i>Azadirachta indica</i>	<i>Aeromona hydrophila</i>	Rather, et al. [8]
<i>Leucas aspera</i> -engineered AgNPs	<i>Aeromona hydrophila</i>	Antony, et al. [9]
AgNP using leaf bud extract from mangrove <i>Rhizophora mucronata</i>	<i>Pseudomonas fluorescens</i> , <i>Proteus species</i> and <i>Flavobacterium sp</i>	Umashankari, et al. [10]
AgNP using tea leaf extract	<i>Vibrio harveyi</i>	Vaseeharan, et al. [11]
ZnO-NPs using Aloe leaf extract	<i>Aeromona hydrophila</i>	Gunalan, et al. [12]

**Table 1:** Green nanoparticle application against fish pathogens [13,14].

## Conclusion

Current research in biosynthesis of nanometals using plant extracts has opened a new era in fast and nontoxic methods for production of nanoparticles. Different methods (physical, chemical and biological) have been developed to obtain NPs of various shapes and sizes. Among that this biological method of NPs is economically and environmentally friendly alternative to chemical and physical approaches. But the exact mechanism of synthesis of biogenic nanoparticles needs to be worked out. Based upon the above discussions it can be said that the synthesis of green nanoparticles may serve as a future direction in fish biomedical nanotechnology in developing antimicrobial compounds that are still to be explored.

## Acknowledgement

The authors thank the Director, ICAR-CIFE for providing help in writing this review.

## References

- Sondi I, Salopek-Sondi B (2004) Silver nanoparticles as antimicrobial agent: A case study on *E. coli* as a model for Gram-negative bacteria. *Journal of Colloid and Interface Science* 275: 177-182.
- Prakash P, Gnanaprakasam P, Emmanuel R, Arokiyaraj S, Saravanan M (2013) Green synthesis of silver nanoparticles from leaf extract of *Mimosa elengi*, Linn. for enhanced antibacterial activity against multi drug resistant clinical isolates. *Colloids and Surfaces B: Biointerfaces* 108: 255-259.
- Saxena A, Tripathi RM, Zafar F, Singh P (2012) Green synthesis of silver nanoparticles using aqueous solution of *Ficus benghalensis* leaf extract and characterization of their antibacterial activity. *Materials letters* 67: 91-94.
- Ahmed S, Saifullah, Ahmad M, Swami BL, Ikram S (2016) Green synthesis of silver nanoparticles using *Azadirachta indica* aqueous leaf extract. *Journal of radiation research and applied sciences* 9: 1-7.
- Singh K, Panghal M, Kadyan S, Chaudhary U, Yadav JP (2014) Antibacterial activity of synthesized silver nanoparticles from *Tinospora cordifolia* against multi drug resistant strains of *Pseudomonas aeruginosa* isolated from burn patients. *Journal of Nanomedicine & Nanotechnology* 5: 1-6.
- Mahanty A, Mishra S, Bosu R, Maurya UK, Netam SP, et al. (2013) Phytoextracts-synthesized silver nanoparticles inhibit bacterial fish pathogen *Aeromonas hydrophila*. *Indian journal of microbiology* 53: 438-446.
- Swain P, Nayak SK, Sasmal A, Behera T, Barik SK, et al. (2014) Antimicrobial activity of metal based nanoparticles against microbes associated with diseases in aquaculture. *World Journal of Microbiology and Biotechnology* 30: 2491-2502.
- Rather MA, Sharma R, Aklakur M, Ahmad S, Kumar N, et al. (2011) Nanotechnology: A novel tool for aquaculture and fisheries development. A prospective mini-review. *Fisheries and Aquaculture Journal* 16: 1-5.
- Antony JJ, Nivedheetha M, Siva D, Pradeepha G, Kokilavani P, et al. (2013) Antimicrobial activity of *Leucas aspera* engineered silver nanoparticles against *Aeromonas hydrophila* in infected *Catla catla*. *Colloids Surf B: Biointerfaces* 109: 20-24.
- Umashankari J, Inbakandan D, Ajithkumar TT, Balasubramanian T (2012) Mangrove plant, *Rhizophora mucronata* (Lamk, 1804) mediated one pot green synthesis of silver nanoparticles and its antibacterial activity against aquatic pathogens. *AquatBiosyst* 8: 11.
- Vaseeharan B, Ramasamy P, Chen JC (2010) Antibacterial activity of silver nanoparticles (AgNPs) synthesized by tea leaf extracts against pathogenic *Vibrio harveyi* and its protective efficacy on juvenile *Fenneropenaeus indicus*. *Lett Appl Microbiol* 50: 352-356.
- Gunalan S, Sivaraj R, Rajendran V (2012) Green synthesized ZnO nanoparticles against bacterial and fungal pathogens. *Prog Nat Sci Mater Int* 22: 693-700.
- Song JY, Kim (2009) Rapid biological synthesis of silver nanoparticles using plant leaf extracts. *Bioprocess and biosystems engineering* 32: 79.
- Bandeira G, Sutili FJ, Gressler LT, Ely VL, Silveira BP, et al. (2018) Antibacterial potential of phytochemicals alone or in combination with antimicrobials against fish pathogenic bacteria. *Journal of applied microbiology* 125: 655-665.



- Advances In Industrial Biotechnology | ISSN: 2639-5665
- Advances In Microbiology Research | ISSN: 2689-694X
- Archives Of Surgery And Surgical Education | ISSN: 2689-3126
- Archives Of Urology
- Archives Of Zoological Studies | ISSN: 2640-7779
- Current Trends Medical And Biological Engineering
- International Journal Of Case Reports And Therapeutic Studies | ISSN: 2689-310X
- Journal Of Addiction & Addictive Disorders | ISSN: 2578-7276
- Journal Of Agronomy & Agricultural Science | ISSN: 2689-8292
- Journal Of AIDS Clinical Research & STDs | ISSN: 2572-7370
- Journal Of Alcoholism Drug Abuse & Substance Dependence | ISSN: 2572-9594
- Journal Of Allergy Disorders & Therapy | ISSN: 2470-749X
- Journal Of Alternative Complementary & Integrative Medicine | ISSN: 2470-7562
- Journal Of Alzheimers & Neurodegenerative Diseases | ISSN: 2572-9608
- Journal Of Anesthesia & Clinical Care | ISSN: 2378-8879
- Journal Of Angiology & Vascular Surgery | ISSN: 2572-7397
- Journal Of Animal Research & Veterinary Science | ISSN: 2639-3751
- Journal Of Aquaculture & Fisheries | ISSN: 2576-5523
- Journal Of Atmospheric & Earth Sciences | ISSN: 2689-8780
- Journal Of Biotech Research & Biochemistry
- Journal Of Brain & Neuroscience Research
- Journal Of Cancer Biology & Treatment | ISSN: 2470-7546
- Journal Of Cardiology Study & Research | ISSN: 2640-768X
- Journal Of Cell Biology & Cell Metabolism | ISSN: 2381-1943
- Journal Of Clinical Dermatology & Therapy | ISSN: 2378-8771
- Journal Of Clinical Immunology & Immunotherapy | ISSN: 2378-8844
- Journal Of Clinical Studies & Medical Case Reports | ISSN: 2378-8801
- Journal Of Community Medicine & Public Health Care | ISSN: 2381-1978
- Journal Of Cytology & Tissue Biology | ISSN: 2378-9107
- Journal Of Dairy Research & Technology | ISSN: 2688-9315
- Journal Of Dentistry Oral Health & Cosmesis | ISSN: 2473-6783
- Journal Of Diabetes & Metabolic Disorders | ISSN: 2381-201X
- Journal Of Emergency Medicine Trauma & Surgical Care | ISSN: 2378-8798
- Journal Of Environmental Science Current Research | ISSN: 2643-5020
- Journal Of Food Science & Nutrition | ISSN: 2470-1076
- Journal Of Forensic Legal & Investigative Sciences | ISSN: 2473-733X
- Journal Of Gastroenterology & Hepatology Research | ISSN: 2574-2566
- Journal Of Genetics & Genomic Sciences | ISSN: 2574-2485
- Journal Of Gerontology & Geriatric Medicine | ISSN: 2381-8662
- Journal Of Hematology Blood Transfusion & Disorders | ISSN: 2572-2999
- Journal Of Hospice & Palliative Medical Care
- Journal Of Human Endocrinology | ISSN: 2572-9640
- Journal Of Infectious & Non Infectious Diseases | ISSN: 2381-8654
- Journal Of Internal Medicine & Primary Healthcare | ISSN: 2574-2493
- Journal Of Light & Laser Current Trends
- Journal Of Medicine Study & Research | ISSN: 2639-5657
- Journal Of Modern Chemical Sciences
- Journal Of Nanotechnology Nanomedicine & Nanobiotechnology | ISSN: 2381-2044
- Journal Of Neonatology & Clinical Pediatrics | ISSN: 2378-878X
- Journal Of Nephrology & Renal Therapy | ISSN: 2473-7313
- Journal Of Non Invasive Vascular Investigation | ISSN: 2572-7400
- Journal Of Nuclear Medicine Radiology & Radiation Therapy | ISSN: 2572-7419
- Journal Of Obesity & Weight Loss | ISSN: 2473-7372
- Journal Of Ophthalmology & Clinical Research | ISSN: 2378-8887
- Journal Of Orthopedic Research & Physiotherapy | ISSN: 2381-2052
- Journal Of Otolaryngology Head & Neck Surgery | ISSN: 2573-010X
- Journal Of Pathology Clinical & Medical Research
- Journal Of Pharmacology Pharmaceutics & Pharmacovigilance | ISSN: 2639-5649
- Journal Of Physical Medicine Rehabilitation & Disabilities | ISSN: 2381-8670
- Journal Of Plant Science Current Research | ISSN: 2639-3743
- Journal Of Practical & Professional Nursing | ISSN: 2639-5681
- Journal Of Protein Research & Bioinformatics
- Journal Of Psychiatry Depression & Anxiety | ISSN: 2573-0150
- Journal Of Pulmonary Medicine & Respiratory Research | ISSN: 2573-0177
- Journal Of Reproductive Medicine Gynaecology & Obstetrics | ISSN: 2574-2574
- Journal Of Stem Cells Research Development & Therapy | ISSN: 2381-2060
- Journal Of Surgery Current Trends & Innovations | ISSN: 2578-7284
- Journal Of Toxicology Current Research | ISSN: 2639-3735
- Journal Of Translational Science And Research
- Journal Of Vaccines Research & Vaccination | ISSN: 2573-0193
- Journal Of Virology & Antivirals
- Sports Medicine And Injury Care Journal | ISSN: 2689-8829
- Trends In Anatomy & Physiology | ISSN: 2640-7752

Submit Your Manuscript: <https://www.heraldopenaccess.us/submit-manuscript>